

**ALL INDIA INSTITUTE OF MEDICAL SCIENCES
ANSARI NAGAR, NEW DELHI- 29
STORES SECTION (DO)**

Ref. No. 05/SO(DO)/Anesth/PAC/24-25/M&E

Date : 29.11.2024

Sub: Purchase of **Electrical Impedance Tomography – 02 nos.** for the Department of Anesthesiology, at AIIMS, New Delhi-110029, on proprietary basis inviting comments thereon.

On specific requirement of Deptt.of Anesthesiology, Store Section (DO) is in the process of procurement of **Electrical Impedance Tomography – 02 nos.**from M/s. (Mfg. M/s. Drager India Pvt.Ltd.) through its authorized dealer M/s. **Specialty Pharma**). The principal M/s Drager India Pvt.Ltd has submitted following documents:

1. PAC format duly signed by Departmental TSEC (page No. 01)
2. Technical Specification duly signed by Departmental TSEC (page No.2-4)
3. Performa Invoice from principle/authorized distributor M/s Drager India Pvt. Ltd., (p.no. 5-6)
4. CAMC Charges: After completion of Five year warranty will be @5% of quoted value of main equipment + GST extra from 6th to 10th year. (page 7)
5. Principle Proprietary Certificate (copy enclosed at p.no. 8)
6. GeMARPTS (page 10-11)
7. Authorization to M/s. Specialty pharma. (Page 12)
8. Land boarder sharing certificate (page 14)
6. Non Black Listing Certificate (page no. 15-16)

Now, in view of the above, the said proposal is uploaded on AIIMS website for period of 15 days with the view to invite objections w.r.t. proprietary nature of the product from the OEC's or their authorized distributors. The comments/objections if any should be received in office of Sr.Store Officer, Store Section (DO), 1st Floor, Animal House Building, Near Biotechnology Building at AIIMS on or before 15.12.2024 upto 12:30 P.M. failing which it will be presumed that any other vendor is having no comment to offer and case will be decided on merits.


29/11/24

Sr. STORES OFFICER (D.O)


**ALL INDIA INSTITUTE OF MEDICAL SCIENCES
ANSARI NAGAR, NEW DELHI – 110029.**

PROPRIETARY/SPECIFIC BRAND GOODS CERTIFICATE

1.	Item/Type/Model No. Required Along with specification	Electrical Impedance Tomography
A	Location of installation	AB 8
2.	If the item a spare part attachment or Accessory for existing equipment	No
3.	Name of the manufactures/suppliers of the item proposed by the indenter.	M/s Dragerwerk Ag & Co. KGaA, Germany, Through Indian distributor M/s Speciality pharma, New Delhi
4.	Are the sole manufactures/sole distributors of the item?	Proprietary certificate and authorization submitted by M/s. Dragerwerk Ag & Co. KGaA, Germany
5.	It there any other item with similar/equipment specification available in the market to meet the job requirement envisaged. If he answer is yes, why the same can't procured	No
6.	What were the efforts made to locate alternative source of supply or use other substitutes.	The required items are proprietary and as certified by the manufacturer with certificate is attached
7.	Why open/limited tender can't be resorted to, for locating alternative source.	Proprietary item
8.	Are the proprietary items certifying that the rates are reasonable or not.	Yes
9.	Any other justification for procuring item from single source.	Proprietary item, Advanced technology

I certified that the item at Sr.No.1 above is required to be procured on PAC basis as the source of supply is definitely known which is meeting with functional requirement of department and limited tender system could be dispensed with as they would serve no useful purpose in the particular case.

gahne
Bas
v. ray


 डॉ. पुनीत खन्ना / Additional Professor
 सचेतनचरणविज्ञान, पीका विविधता एवं क्रिटिकल केयर विभाग
 Dept. of Anaesthesiology, Pain Medicine & Critical Care
 अ.ना.आ.सं., नई दिल्ली/A.I.I.M.S., New Delhi-110029


Dr. Khanna
gahne

Q


V. Khanna

Qty. 02 Nos. Approx Cost. 1.60 Crore.

S. No.	Technical specifications for Electrical Impedance Tomography
1	Use and Application
a	Non-invasive monitor of ventilation distribution.
b	Non-invasive monitor of changes in end-expiratory lung volumes.
c	Should support lung protective ventilation by monitoring and displaying distribution of gas in the lungs.
d	Should be suitable for use in all intensive care areas or recovery rooms.
e	Should be suitable for patients with.
f	Chest circumference between 80cm and 120 cm
g	Patient age 16 Yrs and above.
2	Graphical software
a	Color touch screen, at least 15 inches in size, must be primary user interface.
3	Display
a	All data should be displayed on a 15 inch color touch screen display.
b	The display should include the following :
c	Definition and change of Regions of Interest.
d	Impedance curve for each region of Interest.
f	Real time color coded dynamic graphic image displaying distribution of ventilation.
g	Color coded display of tidal or average minute changes in distribution of ventilation.
h	Ability to compare distribution of ventilation at two time points in the trend displays.
i	A reference function to compare distribution of ventilation between current and user-selected time points.
j	Possibility to switch between views to optimize display of ventilation distribution, trend curves, and further analysis of data.
4	Integrated data analysis software
a	Device should have possibility to store patient data files with relevant patient data such as height, weight, gender, date of recording.
b	Recorded data should be stored and be exported through USB port for further analysis and printing.
c	Review and further analysis of stored data on an external computer should be possible (Windows based)



d	The vendor will be responsible for upgradation of software and related hardware whenever newer version or feature is released. Buy back and replacement with new machine if new model.
5	Patient Interface
a	The primary patient interface should be a textile/rubber/silicon electrode belt/vest with integrated electrodes.
b	There should be at least 16 electrodes integrated.
c	Electrode belts/vest and cables should be available in various sizes as defined in the scope of the supply.
d	Poor electrode contact should be displayed with indication of electrode position and contact (red for poor/missing contact)
e	Electrode signal check should be in real time and continuous with immediate display of poor electrode contact.
g	A connection cable of at least 2m between the device and primary patient interface should allow convenient positioning of the device in the patient care area.
6	Power
a	Device should run on mains power of 100-2140V 50-60 Hz
b	Power failure back-up should be provided, for example internal battery.
7	Quality standards and support requirements
a	The unit should have European Cecertificates/USFDA approved
8	Scope of supply should include the following
a	Basic unit with integtraed 15 inch touch screen, rotatable.
b	Modular corrosion free trolley with locking mechanism for at least two wheels.
c	Electrode Belt in 4 different sizes.
d	If reusable then quote 2 Belt of each size (Minimum 3 sizes)
e	If disposable then quote 10 Belt of Each size. (Please specify the Life of Each Belt/Vest)
f	Patient cable - one size only.
g	Unit should have integrated ports and connections, at least one USB port and at least one RJ45 port.
9	Vendor will ensure smooth and uninterrupted running of the equipment. During warranty period everything required for running the machine will be provided by the vendor without any additional cost. Please mention clearly, if any part/s is not covered under this.





10	Warranty
a	As per AIIMS rules and should be quoted with 5-year comprehensive warranty (including all spares, batteries, circuit and other accessories) and another five years of maintenance warranty.
b	The cost of additional accessories should quoted in the price bid which will be used to calculate L1.
c	Prices of all the spare/accessories required for maintenance of the equipment should be quoted along with the price bid. If the firm fails to provide price of any part/accessories in the price bid the same will be provide free of cost by the company if required.
d	Company will be responsible to maintain equipment and accessories in working condition irrespective of the cause/reasons/conditions/nature for not working of the equipment/accessories. Company will replace all the required parts/spares /accessories, labour/service during WARRANTY/CAMC period without any extra charges/taxes" (including and not limited to physical damage).


The specification is broad based, general in respect to the requirement and not pertaining to any firm/brand.


The comprehensive warranty will be 5 years (including all spares and labour) from the date of satisfactory installation of the equipment.

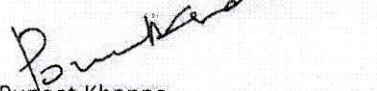
Rates for Comprehensive Annual Maintenance Contract (including all spares and labour for 6th to 10th year, after expiry of warranty period must also be quoted. Cost of spares, accessories and consumables should assure the supply of new consumables, if required.



Prof. Sujata Choudhary
Deptt. Of Anaesthesiology, Safdarjung
Hospital (Ext. Expert)



Prof. Akhilesh Gupta
Deptt. Of Anaesth),
RML Hospital (Ext. Expert)



Prof. Nitin Hayran
Deptt. of (Anaesth), Lady Harding Medical
College (DGHS Nominee)

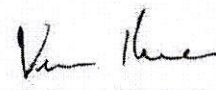

Prof. V Dairlong,
Deptt. Of Anaesth.
Member


Dr. Puneet Khanna
Deptt. Of Anaesth.
Member


Representative of Med. Supdt.
Hosp. Admn.
Member


Dr. Rahul Kumar Anand
Deptt. Of Anaesthesiology.
Special Invitee


Dr. Bikash Ranjan Ray
Deptt. Of Anaesthesiology.
Member-Secretary


Prof. Vimmi Rewari
Deptt. Of Anaesth
Chairperson



Consignee Name
 The Director
 All India Institute of Medical Sciences,
 New Delhi
 Page
 2 / 3

Number
 QUO-AJAYIND-3417-002
 Please reference on inquiries

Date
 29th July'24

Qty.	Part number / Description	Unit price INR
1 EA	PulmoVista 500 Electrical impedance tomograph PulmoVista 500 - for stationary bedside use on patients in a supine, prone, or lateral position, whose regional distribution of lung volume is of clinical interest (chest circumference of 70 - 150 cm / 27.6 - 59 in) - displays regional information on ventilation related changes of air content within the electrode plane - displays regional information on short term changes of end-expiratory lung volume within the electrode plane - information is displayed as: real-time cross-sectional dynamic EIT images, cross-sectional EIT status images, real time impedance waveforms, derived numeric parameters, and trended data - scope of delivery: trolley, EIT module, P2500 power supply unit, C500 Medical Cockpit, trunk cable, country-specific power cable, and country-specific Instructions for Use - electrode belts and patient cables, as well as ECG (reference) electrodes must be ordered separately - device is delivered ready for use (electrode gel may be required) * SW 1.30	
1 EA	Advanced Data Analysis Package Software option package Advanced Data Analysis Package (ADAP) Adds the following features: - patient data entry - data recording - event marking - data review - file handling - frame rates of 40 and 50 Hz - band pass filter - manual adjustment of operating frequency	
1 ST	MEDIBUS cable V+A-series Medibus cable (female / female connector) to connect PV500 and Medibus devices with Medical Cockpit (e.g. Evita V-series, Allan, Perseus)	
1 ST	Patient cable S	
1 ST	Patient cable M	
1 ST	Patient cable L	
1 ST	Patient cable XL	
1 ST	ECG electrodes, disp, 50pc General purpose electrodes for adults. Pre-gelled.	

[Handwritten signatures]

Pooja Khanna
 St. Jyoti
 Addl. Professor
 Dept. of Anaesthesia, All India Institute of Medical Sciences, New Delhi-110029

[Handwritten signatures]



Consignee Name

The Director
All India Institute of Medical Sciences,
New Delhi
Page
3 / 3

Number

QUO-AJAYIND-3417-002
Please reference on inquiries

Date

29th July'24

Qty.	Part number / Description	Unit price INR
2 EA	Electrode Belt XL - gray colored silicone belt with 16 integrated and equally spaced electrodes and a closure stud - for use on patients with a chest circumference of 106 - 127 cm / 42 - 50 in - to be used with an "Extra large" size patient cable	
2 EA	Electrode Belt L - dark red colored silicone belt with 16 integrated and equally spaced electrodes and a closure stud - for use on patients with a chest circumference of 92 - 110 cm / 36 - 43 in - to be used with a "Large" size patient cable	
2 EA	Electrode Belt M - dark blue colored silicone belt with 16 integrated and equally spaced electrodes and a closure stud - for use on patients with a chest circumference of 80 - 98 cm / 31 - 38 in - to be used with a "Medium" size patient cable	
2 EA	Electrode Belt S - medium blue colored silicone belt with 16 integrated and equally spaced electrodes and a closure stud - for patients with a chest circumference of 70 - 85 cm / 28 - 33 in - to be used with a "Small" size patient cable	
Total PulmoVista 500		70,00,000.00
GST @12%		8,40,000.00
TOTAL AMOUNT		78,40,000.00
<p>Time of delivery: 12 -14 weeks</p> <p>Incoterms: F.O.R. Site</p> <p>Payment terms: As per AIIMS Payment Policy</p> <p>Quotation valid until: 31/03/2025</p> <p>Warranty: Standard 5 years Warranty</p> <p>Billing & Supply: through Authorized Distributor</p>		

[Handwritten signature]

P. Punnet Khanna
Dep't. of Anaesthesiology, Post-Operative & Critical Care
All India Institute of Medical Sciences, New Delhi-110029

[Handwritten signature]

[Handwritten signature]

Dräger

To,
The Head of Department,
Department of Anesthesia & Critical Care
All India Institute of Medical Sciences
New Delhi
Dated: 28th September 2024


Subject : CAMC cost
Supply Order No. : NA
Item Name : Pulmovista 500

Dear Sir,

This is with reference to the above said proposed tender for purchase of Electrical Impedance Tomography we confirm that CMAC pricing for said device would be 5% + GST (of quoted value of main equipment) for all consecutive years from 6th till 10th year post 5 years warranty.

For Draeger India Private Limited
Ajay Juneja
Digitally signed by
Ajay Juneja
Date: 2024.09.28
16:47:29 +05'30'
Ajay Juneja
Senior Manager Government Sales
Mobile number: +91 98100 94904
Email ID: ajay.juneja@draeger.com



Bengaluru :
2nd Floor, No. 179
Amarjyoti Layout,
Intermediate Ring Road
Domlur, Bengaluru -560 071
Tel : +91 80 4167 2869/70
Fax : +91 80 4098 5455

Chennai :
No.1/54-29 Ground Floor,
Butt Road, St. Thomas Mount
Chennai-600 016
Tel : +91 44 4351 9701/02
Fax : +91 44 4351 9703

Kolkata :
1st Floor, Sanjoy Bhavan
44, Shanti Pally
Kolkata - 700 107.
Tel : +91 33 4063 0375/76
Fax : +91 33 4063 0377

New Delhi :
B-2/3, Ground Floor,
Safdarjung Enclave
Africa Avenue Road
New Delhi - 110 029
Tel : +91 11 604 8436/40
Fax : +91 11 4615 1401

Draeger India Private Limited
(formerly known as
Draeger Medical (India) Private Limited)
CIN: U51507MH2004FTC143991
Registered Office:
10th Floor, Commerz II, International
Business Park, Oberoi Garden City, Off
Western Express Highway, Goregaon
(East) Mumbai - 400 063 India
Tel. +91 22 6133 5600
Fax : +91 22 6133 5670
www.draeger.com

Lucknow
105, 1st Floor Shalimar Logix
Rana Pratap Marg
Lucknow-226 001
Tel +91 522 4017137
Fax +91 522 4006890

Ahmedabad
2nd Floor, Panchamrut House
Near Panchamrut- 2,
Bungalows Near Science City
Bridge Soia,
Ahemdabad-380 060 India
Telefax + 91 79 2929 9101

Kochi
Grd. Flr., Soorya Prabha
Building Door, No.35/230D
(40/827-A) Prabhav Lane,
Automobile Road, Lane No. 8,
Mamangalam Palarivattam
Kochi-682 025
Tel : +91 0484 3016062/63



Drägerwerk AG & Co. KGaA, 23544 Lübeck

Our reference
PrCe-01_2021

To Whom it may concern

Phone
+49 451 882-3837

Fax
+49 451 882-73837

E-mail
eckhard.teschner@draeger.com

Reference: PulmoVista 500

PROPRIETARY CERTIFICATE

Jul 31st, 2023

Draeger India Pvt. Ltd, having their registered office at 10th Floor, Conmarz 2, International Business Park, Oberoi Garden City, Off Western Express Highway, Goregaon East, Mumbai, Maharashtra 400063, India, is the direct subsidiary of Drägerwerk AG & Co. KGaA. In India, Draeger India Pvt. Ltd is a sole seller of PulmoVista 500, part number 8420000, and its listed accessories.

Drägerwerk AG & Co. KGaA, Lübeck, Germany, is the manufacturer of PulmoVista 500.

PulmoVista 500 is the world's only electrical impedance tomograph (EIT), which displays and quantifies both regional information on ventilation-related changes of air content, changes of end-expiratory lung volume, the delay of regional ventilation, esophageal and transpulmonary pressure. This information has proved to be helpful for detecting regional adverse lung conditions (such as lung collapse, lung overdistension and cyclic opening and closing) and excessive transpulmonary pressures and for adjusting lung-protective settings of mechanical ventilators accordingly.

This is to certify that, that PulmoVista 500 is a stand-alone device specially designed for use in clinical routine for adult and pediatric patients (minimum tidal volume 50ml). PulmoVista 500 is a proprietary product. Drägerwerk AG & Co. KGaA is the sole manufacturer of this kind of product with the specifications as listed in our product brochures and as granted by our Instructions for Use. Also, Draeger India Pvt. Ltd is the sole seller of a commercial EIT device for lung monitoring in India and Peninsula (Bangladesh, Bhutan, Nepal, Sri Lanka and Maldives).

Best regards

Eckhard Teschner

Eckhard Teschner
Senior Product Manager, Respiratory Care
Business Unit Therapy, Medical Division - Drägerwerk AG & Co. KGaA

Drägerwerk AG & Co. KGaA
Mascher Allee 53-55
23558 Lübeck, Germany
Postal address
23544 Lübeck, Germany
Tel. +49 451 882-0
Fax +49 451 882-8080
info@draeger.com
www.draeger.com
VAT no. DE135062211

Bank details:
Commerzbank AG, Lübeck
IBAN: DE95 2501 0022 0014 6905 00
Swift-Code: COBADE33
Sparkasse zu Lübeck
IBAN: DE15 2505 0101 0001 0711 17
Swift-Code: NOLADE21SP

Registered office: Lübeck
Commercial register:
Local court Lübeck HRB 7963 HL
General partner: Drägerwerk Verwaltungs AG
Registered office: Lübeck
Commercial register:
Local court Lübeck HRB 7395 HL

Chairman of the Supervisory Board
for Drägerwerk AG & Co. KGaA
and Drägerwerk Versorgungs AG:
Prof. Dr. Nikolaus Schmalbeck
Executive Board:
Stefan Dräger (Chairman)
Rainer Hug
Eck-Hartwig Lescow
Dr. Reinhard Plake
Anton Schreiber

Fabu

Cal

[Handwritten signature]

[Handwritten signature]

[Handwritten signature]
Dr. Pundol Khanna
Additional Professor
Dept. of Anaesthesiology
AIIMS, New Delhi-110029

[Handwritten signature]
[Handwritten signature]



To,
 The Director,
 All India Institute of Medical Sciences
 Ansari Nagar, New Delhi-110 029,

Date: 29th July 2024

**Subject: Accessories and Consumables required for Electrical Impedance Tomography Device
 Model: Pulmovista A 500**

Dear Sir,

Please find list of consumables & accessories would be needed while using Pulmovista A 500.

Sr. No.	Description	Quantity	Unit Price (GST 18% extra)
1	Trunk Cable -for the Device – Reusable	1 No	3,75,000
2	Patient Belt – XS, S, M, L, XL Sizes – Reusable (either size)	1 No (either size)	2,80,000
3	Electrode Cable – XS, S, M, L, XL Sizes – Reusable (either size)	1 No (either size)	2,20,000
4	ECG Electrodes – Disposable	Pack of 100 Pcs	17,600

This is to confirm that, only ECG Electrodes are the only accessories required on frequent basis, rest items like patient belts and electrode cables are reusable consumables which has a life period of at least 2 Years depending on the wear and tear along with the end customer handling.

Further the prices that would be offered in the tender might differ due to the various factors like change in the custom duty, increase in the foreign currency exchange rate, inflation, air freight charges and other cost.

Units installed at IRCH, AIIMS New Delhi and KGMU, Lucknow are working fine and till date nothing has been procured on account of consumables as mentioned above.

Also, we also don't have any supportive supply order for mentioned consumable items.

For Draeger India Private Limited
 Digitally signed by Ajay Juneja
 Date: 2024.07.29 14:04:25
 +05'30'
Ajay Juneja
 Authorized Signatory
 Senior Manager Sales- Key Accounts (AIIMS & Defense)
 +919810094904

[Handwritten signatures]

Puneet Khanna
 Sr. Secy / Medical Professor
 Dept. of Anaesthesia, Critical Care & Palliative Care
 All India Institute of Medical Sciences, New Delhi-110029

[Handwritten signatures]



Report ID: GEM/GARPTS/17092024/NBTTYBSSAYZ
Report Name: Electrical Impedance Tomography
Generated By: Manoj Kumar , Department of Health and Family Welfare , Ministry of Health and Family Welfare

Generated On: 17/09/2024
Valid till: 17/10/2024

GeM Availability Report and Past Transaction Summary

GeM Availability Report and past transaction summary report is generated based on the specifications searched by the Buyer. The specification may be modified appropriately for searching relevant categories on GeM. Buyer may navigate to GeM category page by clicking on the category link to view category specifications and products/services available in the category.

Order Count and Order Value displayed is on a cumulative basis since GeM inception.

1. Search String: Electrical Impedance Tomography

Search type: Product

1. There are categories available on GeM matching your requirements (as listed here). You can create a bid on GeM with a product closest matching your required specifications and add additional parameters in specifications through Corrigendum using RMS functionality.
2. If you feel that category TP needs updating you can submit category updating request also through RMS.
3. If you do not want to use any of the above option and want to proceed for procurement outside GeM, please suggest the specifications of the required product for creation of new category on GeM for future procurement.

Search Result: Category available/suggested on GeM but marked as "not matching requirements" by the buyer with undertaking as under:

It is certified that I have thoroughly checked all probable categories suggested by GeM and I am satisfied that the product required is not covered / does not fall in any of the suggested categories and can not be procured under any of these categories even after inclusion of List of Values(LOV) wherever possible in category specifications of suggested categories. It is also certified that the technical specification requirement are such that these can not be covered even by adding specification parameters using ATC in any of the GeM suggested categories. This is a one-time requirement hence new category creation is not proposed / or requirement is recurring but request for new category creation will be submitted separately post generation of GeMARPTS.

Category Name	Order Count			Order Value (in Lakhs)			
	Catalog Count	Direct Purchase	Reverse Auction	Bid	Direct Purchase	Reverse Auction	Bid
Crosswell Tomography Software	1	2	1	1	0	2	4
Refraction Tomography Software	1	0	0	1	0	0	4
Optical Coherence Tomography (V2)	5	0	0	0	0	0	0
modular electrical switches and accessories	7,536	50,287	143	1,503	3,690	50	377
Electrical Workbench	49	44	-	1	11	0	35
books	1,01,343	1,48,042	125	1,655	13,494	54	1,244

(Handwritten signatures and initials)

11

Category Name	Catalog Count	Order Count			Order Value (in Lakhs)		
		Direct Purchase	Reverse Auction	Bid	Direct Purchase	Reverse Auction	Bid
ELECTRICAL RACEWAY	10	98	0	2	9	0	3
Rubber Gloves for Electrical Purposes as per IS 4770	4,892	5,492	22	228	1,251	14	147
Electrical Rescue Rod	31	147	0	15	31	0	16
CT Scanners 128 Slice	42	0	1	12	0	704	32,572

[Handwritten signatures and scribbles]

[Handwritten mark]

[Handwritten signature]

Dräger

To,
The Head of Department,
Department of Anesthesia & Critical Care
All India Institute of Medical Sciences
New Delhi
Dated: 12th August 2024

Subject : Authority Letter for Billing & Supply
Supply Order No. : NA
Item Name : Pulmovista 500
Reference : Electrical Impedance Tomography

Dear Sir,

This is with reference to the above said proposed tender for purchase of Electrical Impedance Tomography we here by authorize M/s Speciality pharma, who is authorized dealer for Draeger India Private Limited, for billing and supply of this said items, on behalf of Draeger India.

For Draeger India Private Limited
Digitally signed by
Ajay Juneja
Ajay Juneja
Date: 2024.08.12
11:51:58 +05'30'
Authorized Signatory

Ajay Juneja
Senior Manager Government Sales
Mobile number: +91 98100 94904
Email ID: ajay.juneja@draeger.com

Bengaluru :
2nd Floor, No. 179
Amarjyoti Layout,
Intermediate Ring Road
Domlur ,Bengaluru -560 071
Tel : +91 80 4167 2869/70
Fax : +91 80 4098 5455

Lucknow
105, 1st Floor Shalimar Logix
Rana Pratap Marg
Lucknow-226 001
Tel +91 522 4017137
Fax +91 522 4006890

Chennai :
No.1/54-29 Ground Floor,
Butt Road, St. Thomas Mount
Chennai-600 016
Tel : +91 44 4351 9701/02
Fax : +91 44 4351 9703

Ahmedabad
2nd Floor, Panchamrut House
Near Panchamrut- 2,
Bungalows Near Science City
Bridge Sola,
Ahemdabad-380 060 India
Telefax + 91 79 2929 9101

Kolkata :
1st Floor, Sanjoy Bhavan
44, Shanti Pally
Kolkata - 700 107.
Tel : +91 33 4063 0375/76
Fax : +91 33 4063 0377

Kochi
Grd. Flr., Soorya Prabha
Building Door, No.35/2300
(40/827-A) Prabhav Lane,
Automobile Road, Lane No. 8,
Mamangalam Palarivattam
Kochi-682 025
Tel : +91 0484 3016062/63

New Delhi :
B-2/3, Ground Floor,
Safdarjung Enclave
Africa Avenue Road
New Delhi - 110 029
Tel : +91 11 4604 8436/40
Fax : +91 11 4615 1401

Draeger India Private Limited
(formerly known as
Draeger Medical (India) Private Limited)
CIN: U51507MH2004FTC143991
Registered Office:
10th Floor, Commerz II, International
Business Park, Oberol Garden City, Off
Western Express Highway, Goregaon
(East) Mumbai - 400 063 India
Tel. +91 22 6133 5600
Fax : +91 22 6133 5670
www.draeger.com



Performa Invoice

Consignee Name
The Director
All India Institute of Medical Sciences,
Ansari Nagar, New Delhi

Number
QUO-AJAYIND-3417-002
Please reference on inquiries

Date
29th July 2024

Your contact person
Ajay Juneja
ajay.juneja@draeger.com

Incoterms:
F.O.R. Site

Dear Sirs,

With reference to your a.m. request please find enclosed our corresponding offer. It contains a detailed specification of the products inquired. If there are any open questions please do not hesitate to contact us again.

Number Responsible:	QUO-AJAYIND-3417-002
Telephone:	Ajay Juneja
Fax:	Sales
	+91 9810094904

Best regards,
Sales

Ajay Juneja

Digitally signed by Ajay Juneja
Date: 2024.07.29 14:06:57
+05'30'

Ajay Juneja

This document has been issued electronically and it is valid without signature.

P



Model certificate for Tenderers Regarding Conformity to GFR- 2017 Rule no-144(xi)"

"We have read the clause regarding restrictions on procurement from a bidder of a country which shares a land border with India; We hereby certify that this bidder is not from such a country and is eligible to be considered."

OR (In case of Bidder being registered with the component authority)

"We have read the clause regarding restrictions on procurement from a bidder of a country which shares a land border with India; We certify that this bidder is not from such a country or, if from such a country has been registered with the Competent authority. We hereby certify that this bidder fulfils all requirements in this regard and is eligible to be considered."

Thanking you

Yours Sincerely

For Draeger India Private Limited

Ajay Juneja Digitally signed by Ajay Juneja
Date: 2024.09.28 12:49:37
+05'30'

Ajay Juneja
Senior Manager Sales

Bengaluru :
2nd Floor, No. 179
Amarjyoti Layout,
Intermediate Ring Road
Domlur, Bengaluru -560 071
Tel : +91 80 4167 2869/70
Fax : +91 80 4098 5455

Chennai :
No.1/54-29 Ground Floor,
Butt Road, St. Thomas Mount
Chennai-600 016
Tel : +91 44 4351 9701/02
Fax : +91 44 4351 9703

Kolkata :
1st Floor, Sanjoy Bhavan
44, Shanti Pally
Kolkata - 700 107.
Tel : +91 33 4063 0375/76
Fax : +91 33 4063 0377

New Delhi :
B-2/3, Ground Floor,
Safdarjung Enclave
Africa Avenue Road
New Delhi - 110 029
Tel : +91 11 4604 8436/40
Fax : +91 11 4615 1401

Draeger India Private Limited
(formerly known as
Draeger Medical (India) Private Limited)
CIN: U51507MH2004FTC143991
Registered Office:
10th Floor, Commerz II, International
Business Park, Oberoi Garden City, Off
Western Express Highway, Goregaon
(East) Mumbai - 400 063 India
Tel. +91 22 6133 5600
Fax : +91 22 6133 5670
www.draeger.com

Lucknow
105, 1st Floor Shalimar Logix
Rana Pratap Marg
Lucknow-226 001
Tel +91 522 4017137
Fax +91 522 4006890

Ahmedabad
2nd Floor, Panchamrut House
Near Panchamrut- 2,
Bungalows Near Science City
Bridge Sola,
Ahemdabad-380 060 India
Telefax + 91 79 2929 9101

Kochi
Grd. Flr., Soorya Prabha
Building Door, No.35/230D
(40/827-A) Prabhav Lane,
Automobile Road, Lane No. 8,
Mamangalam Palarivattam
Kochi-682 025
Tel : +91 0484 3016062/63




सत्यमेव जयते

INDIA NON JUDICIAL

Government of National Capital Territory of Delhi

e-Stamp

Certificate No. : IN-DL62621294135157W
 Certificate Issued Date : 27-Sep-2024 02:09 PM
 Account Reference : IMPACC (IV)/ dI902403/ DELHI/ DL-DLH
 Unique Doc. Reference : SUBIN-DL90240375888522648021W
 Purchased by : SPECIALITY PHARMA
 Description of Document : Article Undertaking
 Property Description : Not Applicable
 Consideration Price (Rs.) : 0
 (Zero)
 First Party : SPECIALITY PHARMA
 Second Party : AIIMS
 Stamp Duty Paid By : SPECIALITY PHARMA
 Stamp Duty Amount(Rs.) : 10
 (Ten only)



Please write or type below this line



Statutory Alert:

- The authenticity of this Stamp Certificate should be verified at www.stampcert.gov.in or using e-Stamp Mobile App of Stock Holding Corporation of India Limited.
- The user of checking the legitimacy of this certificate on the website / Mobile App should be advised to check the details of the document on the website / Mobile App.


UNDERTAKING


Dear Sir,

We **Speciality Pharma** certify that the rates quoted in the above tender as product specification are not higher than previously supplied. We have not supplied to any institution at lower price than the price Quoted in the Present purchase.


The firm **Speciality Pharma** has not been found guilty of malpractices, misconduct or blacklisted/debarred/ deregistered for the quoted product by Public Health Department, Govt. of Maharashtra or by any local authority and other State Government/Central Government's organizations as on the date of submission of tender document for the quoted items."

Thanking You

Best Regards,

For:- Speciality Pharma.



ATTESTED


Notary Public Delhi

27 SEP 2024